

## This week's homework (11.05.20).

Hi 6PN and 6SD! Your homework is split into 5 topics. These topics are handwriting, spellings, reading/writing, maths and afternoon activity.

Try your best to get through all of the work, but don't worry if it's too difficult. You should email the Year 6 account (**[year6.year6@hovingham.org](mailto:year6.year6@hovingham.org)**) or phone school and ask for a print out of 6PF and 6LC's homework if this is too easy for you.

We have made a Year 6 website especially for you. There are PSHE, high school transition, reading, maths and grammar resources on there for you to use. Please spend some time looking at **[www.hovinghamyear6.weebly.com](http://www.hovinghamyear6.weebly.com)** this week if you have access to the internet. Don't worry if you haven't got internet at home – we will give you a print-out of high school transition information in the next few weeks.

It was lovely to speak to so many of you on the phone this week – I miss you all so much! Please email me pictures of your homework so I can see what you are up to. Keep safe and stay at home!



**Monday 11<sup>th</sup> May 2020**

## **Handwriting:**

Choose one sheet from the **Handwriting Pack** to complete and write each word three times in your neatest handwriting.

## **Spelling:**

This week's spelling words are **aggressive, curiosity, neighbour, temperature and criticise**. Practise saying these words aloud with someone at home.

## **Reading:**

1. **Open the Inuit People Reading Booklet.** Read the text aloud to someone at home.
2. Answer these questions about the text you have just read. You can write your answers down or tell your answers to someone at home:
  - Do you think this text is fiction, non-fiction or poetry? Why do you think this?
  - What are the textual features of this genre?
  - Did you enjoy reading this text? Why did or didn't you enjoy reading this?
3. Choose one paragraph from the text. Read this aloud as best as you can. Are you a professional, world class or legendary reader? How can you improve?

# FLUENCY CHECK

Fluency Status	Description
Legendary	Smooth and accurate. Consistently pause for all full stops and commas. Appropriate expression which reflects the feelings, events and ideas of characters.
World Class	Smooth and accurate. Consistently pause for all full stops and commas.
Professional	Accurate - Most words correct

## Fluency Check

My partner thinks my reading is:



professional  
world class  
legendary



## Maths:

1. Practise your 3 times tables out loud with someone at home at home and complete the multiplication wheel.

$$1 \times 3 = 3$$

$$2 \times 3 = 6$$

$$3 \times 3 = 9$$

$$4 \times 3 = 12$$

$$5 \times 3 = 15$$

$$6 \times 3 = 18$$

$$7 \times 3 = 21$$

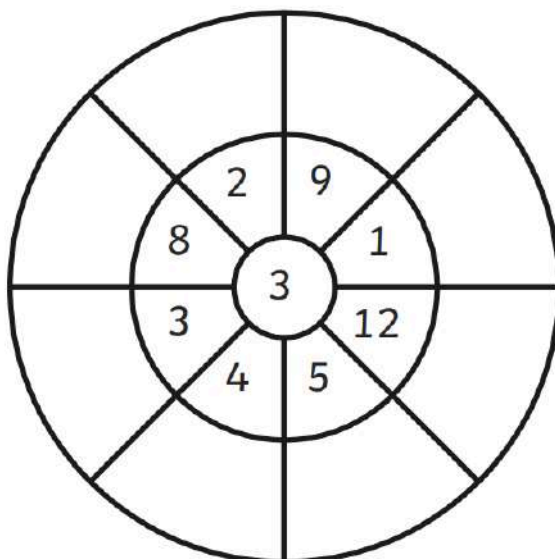
$$8 \times 3 = 24$$

$$9 \times 3 = 27$$

$$10 \times 3 = 30$$

$$11 \times 3 = 33$$

$$12 \times 3 = 36$$



2. Complete the questions below. Remember, when you multiply by 10, 100 or 1000 you must draw a place value grid. Then, you write the number in the correct columns in the place value grid and move your digits 1, 2 or 3 spaces to the left.

As you do this, talk through the process out loud using **mathematical vocabulary** like **ones column, tens column, hundreds column, thousands column, tens of thousands column** and **place holder**.

$740 \times 10 =$	<input type="text"/>	$985 \times 10 =$	<input type="text"/>	$612 \times 10 =$	<input type="text"/>
$102 \times 100 =$	<input type="text"/>	$725 \times 100 =$	<input type="text"/>	$383 \times 100 =$	<input type="text"/>

$4,732 \times 1,000 =$	<input type="text"/>	$9,105 \times 1,000 =$	<input type="text"/>
$6,211 \times 1,000 =$	<input type="text"/>	$4,711 \times 1,000 =$	<input type="text"/>

$343 \div 1000 = \underline{\hspace{2cm}}$

$^{14)} 394 \div 10 = \underline{\hspace{2cm}}$

$868 \div 100 = \underline{\hspace{2cm}}$

$^{16)} 105 \div 1000 = \underline{\hspace{2cm}}$

$905 \div 100 = \underline{\hspace{2cm}}$

$^8) 666 \div 100 = \underline{\hspace{2cm}}$

$818 \div 1000 = \underline{\hspace{2cm}}$

$^{10)} 527 \div 10 = \underline{\hspace{2cm}}$

$657 \div 10 = \underline{\hspace{2cm}}$

$^{12)} 103 \div 10 = \underline{\hspace{2cm}}$

3. Mark your answers.

$$740 \times 10 = 7,400$$

$$985 \times 10 = 9,850$$

$$612 \times 10 = 6,120$$

$$102 \times 100 = 10,200$$

$$725 \times 100 = 72,500$$

$$383 \times 100 = 38,300$$

$$4,732 \times 1,000 = 4,732,000$$

$$9,105 \times 1,000 = 9,105,000$$

$$6,211 \times 1,000 = 6,211,000$$

$$4,711 \times 1,000 = 4,711,000$$

7) 9.05

8) 6.66

9) 0.818

10) 52.7

11) 65.7

12) 10.3

13) 0.343

14) 39.4


15) 8.68

16) 0.105

## Afternoon activity:







1. How are you feeling about going to high school? Nervous, excited, scared, worried? These emotions are normal, and your parents and I are here to help you.
2. If you have access to the internet, please spend some time looking at your high school's website:

Leeds East Academy – <https://www.leedseastacademy.org.uk/>

Dixons Trinity Chapel Town – <https://www.dixonstc.com/>

Co-Op Academy – <https://leeds.coopacademies.co.uk/>

Allerton Grange - <https://www.allertongrange.com/>

Leeds City Academy – <https://www.leedscityacademy.org.uk/default.asp>

Roundhay - <https://www.roundhayschool.org.uk/secondary/>

3. **Write a list of questions you want you know about your high school.** For example, you might want to know if you will see your friends from Hovingham or how many teachers you will have. **Keep this list safe as I will ask you to read your questions to me when I call you on Wednesday and Thursday.** I will do my best to help answer your questions.
4. In the meantime, if you have the internet, please look at the Year 6 Hovingham website. You will find some transition resources under the tab called Transition to High School.

**Well done! You have completed today's homework!**

## Tuesday 12th May 2020

### Handwriting:

Choose one sheet from the **Handwriting Pack** to complete and write each word three times in your neatest handwriting.

### Spelling:

This week's spelling words are **aggressive, curiosity, neighbour, temperature and criticise**. Say the first word out loud and spell the word on your fingers. Do this for the rest of the words.

### Reading:

1. **Open The Inuit People Reading Booklet.** Look at the pages called **Fact Retrieval Questions**. Use the text to help you answer the questions. Remember, when we retrieve information, we lift our answers straight from the text.
2. Read one section of the text aloud. Are you a professional, world class or legendary reader? How can you improve?

## FLUENCY CHECK

<u>Fluency Status</u>	<u>Description</u>
Legendary	Smooth and accurate. Consistently pause for all full stops and commas. Appropriate expression which reflects the feelings, events and ideas of characters.
World Class	Smooth and accurate. Consistently pause for all full stops and commas.
Professional	Accurate - Most words correct

### Fluency Check

My partner thinks my reading is



professional  
world class  
legendary

EXPLAIN AND  
ELABORATE



TEACH AND  
SUPPORT

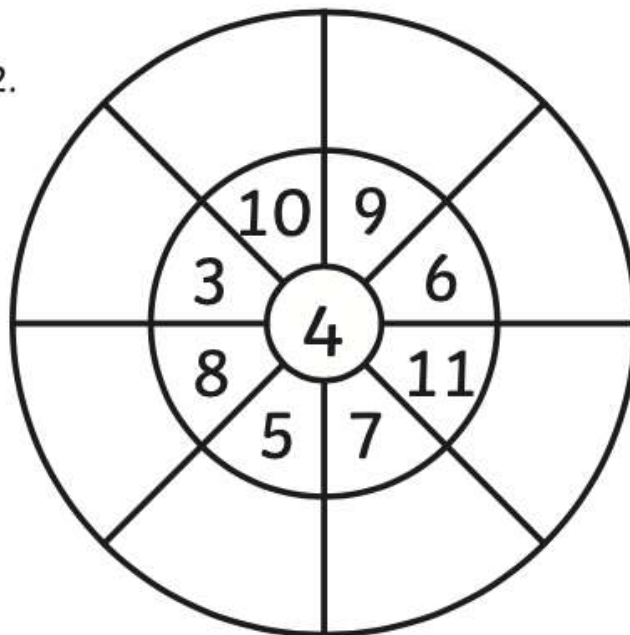


## Maths:

1. Practise your 4 times tables out loud with someone at home and complete the multiplication wheel.

$$\begin{array}{lll} 1 \times 4 = 4 & 6 \times 4 = 24 & 11 \times 4 = 44 \\ 2 \times 4 = 8 & 7 \times 4 = 28 & 12 \times 4 = 48 \\ 3 \times 4 = 12 & 8 \times 4 = 32 & \\ 4 \times 4 = 16 & 9 \times 4 = 36 & \\ 5 \times 4 = 20 & 10 \times 4 = 40 & \end{array}$$

2.



2. Complete the questions below. Remember that when you find a percentage of an amount you have to:

- draw your place value grid
- divide the number by 10
- multiply that number by the amount you want to find.

As you do this, talk through the process out loud using **mathematical vocabulary** like **hundreds column**, **tenths column**,



**ones column, tenths column, hundredths column and thousandths column.**

For example: "The first question says 70% of 70. I am going to draw my place value grid and write 7 in my tens column and 0 in my ones column. When I divide by ten my digits move one space to the right.

So, my 0 moves to my tenths column and my 7 moves to my ones column. Therefore, 10% of 70 is 7. However, I want to find out 70% so I am going to multiply 7 by 7. My answer is 49.

1. 70% of 70 = \_\_\_\_\_

6. 80% of 40 = \_\_\_\_\_

2. 10% of 20 = \_\_\_\_\_

7. 60% of 100 = \_\_\_\_\_

3. 80% of 20 = \_\_\_\_\_

8. 40% of 20 = \_\_\_\_\_

4. 80% of 60 = \_\_\_\_\_

9. 20% of 10 = \_\_\_\_\_

5. 50% of 80 = \_\_\_\_\_

10. 20% of 40 = \_\_\_\_\_

11. 90% of 30 = \_\_\_\_\_

12. 40% of 130 = \_\_\_\_\_

2. Check your answers are correct.

1 = 49. 2 = 2. 3 = 16. 4 = 48. 5 = 50. 6 = 32. 7 = 60. 8 = 8. 9 = 2. 10 = 8.  
11 = 27. 12 = 52.

## Afternoon activity:



1. Year 6 is the most difficult year of primary school: you have exams, have more responsibilities and prepare for the transition to high school. You have all worked exceptionally hard this year and I am very proud of you.
2. I want you to write a letter to pupils in Year 5 to prepare them for the transition into Year 6. You might want to include:
  - How is Year 5 different to Year 6?
  - What is the hardest thing about being in Year 6?
  - What is the best thing about being in Year 6?
  - Should you misbehave in Year 6? Why?
  - Do teachers treat you differently in Year 6? Why do you think this is?
  - Why is it important to work hard in Year 6?

Please email me a copy of your letter when you are finished as I would love to see it! [year6.year6@hovingham.org](mailto:year6.year6@hovingham.org)

**Well done! You have completed today's homework!**

Wednesday 13th May 2020

## Handwriting:

Choose one sheet from the **Handwriting Pack** to complete and write each word three times in your neatest handwriting.

## Spelling:

This week's spelling words are **aggressive, curiosity, neighbour, temperature and criticise**. It's time for a practise spelling test. Get someone at home to read each of the spellings words to you and write them down on a piece of paper. No peeking!

## Reading:


1. **Open The Inuit People Reading Booklet.** Look at the page called **Inference Questions**. Use the text to help you answer the questions. Remember, when we infer information, we use evidence from the text to make logical conclusions.
2. Read one section of the text aloud. Are you a professional, world class or legendary reader? How can you improve?

FLUENCY CHECK	
Fluency Status	Description
Legendary	Smooth and accurate. Consistently pause for all full stops and commas. Appropriate expression which reflects the feelings, events and ideas of characters.
World Class	Smooth and accurate. Consistently pause for all full stops and commas.
Professional	Accurate - Most words correct

**Fluency Check**  
My partner thinks my reading is \_\_\_\_\_

professional  
world class  
legendary

EXPLAIN AND ELABORATE  
TEACH AND SUPPORT



## Maths:

1. Practise your 5 times table out loud with someone at home and complete the multiplication wheel.

$$1 \times 5 = 5$$

$$2 \times 5 = 10$$

$$3 \times 5 = 15$$

$$4 \times 5 = 20$$

$$5 \times 5 = 25$$

$$6 \times 5 = 30$$

$$7 \times 5 = 35$$

$$8 \times 5 = 40$$

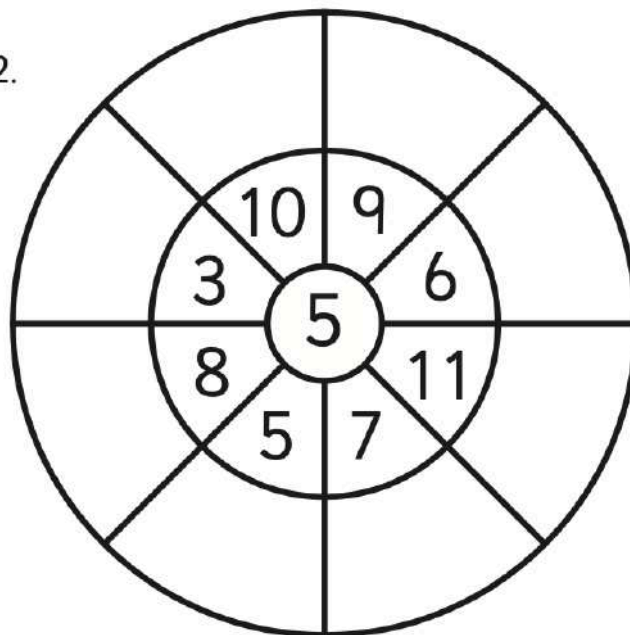
$$9 \times 5 = 45$$

$$10 \times 5 = 50$$

$$11 \times 5 = 55$$

$$12 \times 5 = 60$$

2.



2. Complete the column multiplication questions on the next page and mark your answers. Use **mathematical vocabulary** such as **ones column**, **tens column**, **hundreds column**, **product** and **carry over** as you talk through the process out loud to help you.

$$\begin{array}{r} 725 \\ \times 3 \\ \hline \end{array}$$

$$\begin{array}{r} 973 \\ \times 2 \\ \hline \end{array}$$

$$\begin{array}{r} 344 \\ \times 4 \\ \hline \end{array}$$

$$\begin{array}{r} 226 \\ \times 3 \\ \hline \end{array}$$

$$\begin{array}{r} 575 \\ \times 2 \\ \hline \end{array}$$

$$\begin{array}{r} 897 \\ \times 4 \\ \hline \end{array}$$

$$\begin{array}{r} 919 \\ \times 3 \\ \hline \end{array}$$

$$\begin{array}{r} 843 \\ \times 5 \\ \hline \end{array}$$

$$\begin{array}{r} 427 \\ \times 4 \\ \hline \end{array}$$

$$\begin{array}{r} 784 \\ \times 5 \\ \hline \end{array}$$

$$\begin{array}{r} 148 \\ \times 3 \\ \hline \end{array}$$

$$\begin{array}{r} 991 \\ \times 4 \\ \hline \end{array}$$

$$\begin{array}{r} 987 \\ \times 3 \\ \hline \end{array}$$

$$\begin{array}{r} 328 \\ \times 5 \\ \hline \end{array}$$

$$\begin{array}{r} 684 \\ \times 3 \\ \hline \end{array}$$

$$\begin{array}{r} 143 \\ \times 2 \\ \hline \end{array}$$

1.

			3	6
x			3	2

2.

			4	6
x			3	3

3.

			1	6
x			3	3

4.

			1	4
x			2	3

5.

			2	5
x			3	6

6.

			3	5
x			5	6

7.

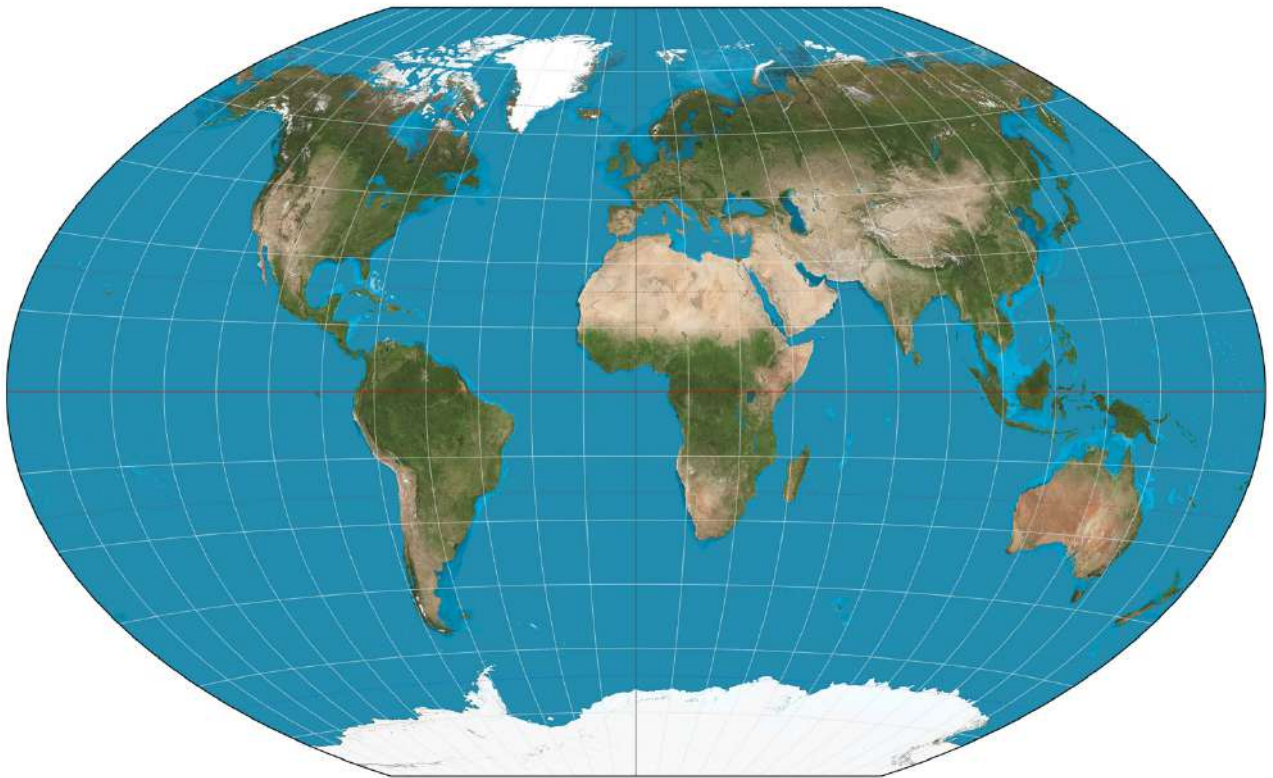
			3	4
x			2	3

8.

			4	3
x			3	3



## Afternoon activity:



1. Where would you go if you could visit any country in the world?  
**If you have internet access**, research the two countries you would most like to visit and fill out the **Country Research** sheets on the next page.
2. **If you do not have internet access**, read the information about **South America** and create a poster with interesting facts you have learned.

Please email me a picture of your work if you can!

**Well done! You have completed today's homework!**

# Country Research

Research one country and use this information to complete the fact sheet below.

Country: \_\_\_\_\_

Continent: \_\_\_\_\_ Population: \_\_\_\_\_

Capital city: \_\_\_\_\_ Currency: \_\_\_\_\_

Language: \_\_\_\_\_

Neighbouring countries (those with which it shares borders):

Traditional food: \_\_\_\_\_

Someone famous from this country (explain why they are famous): \_\_\_\_\_

A famous landmark found in this country: \_\_\_\_\_



visit [twinkl.com](https://www.twinkl.com)



# Country Research

Research one country and use this information to complete the fact sheet below.

Country: \_\_\_\_\_

Continent: \_\_\_\_\_ Population: \_\_\_\_\_

Capital city: \_\_\_\_\_ Currency: \_\_\_\_\_

Language: \_\_\_\_\_

Neighbouring countries (those with which it shares borders):

Traditional food: \_\_\_\_\_

Someone famous from this country (explain why they are famous): \_\_\_\_\_

A famous landmark found in this country: \_\_\_\_\_



visit [twinkl.com](https://www.twinkl.com)



# South America

There are seven continents in the world and South America is the 4<sup>th</sup> largest. It sits below North America and is surrounded by the Pacific and Atlantic Oceans. The population of South America is approximately 423 million and this continues to grow rapidly. There are 12 sovereign countries in South America, the largest of which is Brazil which takes up almost half of the land area and population of the whole continent. In fact, Brazil is almost the same size as the USA! Suriname is the smallest South American country and is one of the 10 most sparsely populated countries in the world.



Due to the size of the continent, the weather in South America varies a great deal from country to country. The majority of the continent is warm all year round and rarely gets too cold. However, in higher, mountainous areas, such as the Andes, the temperature can drop below freezing. South America has a mainly tropical climate and therefore, most of South America receives plenty of rainfall each year. Surprisingly however, there are some places that are actually considered to be the driest areas on Earth. One such place is the Atacama Desert in Chile which receives less than 1mm of rainfall each year.

## Natural Wonders

South America is a vast and varied continent and there are a great deal of natural wonders to behold. The Amazon Rainforest is the largest tropical rainforest in the world and is located in 9 different countries. More than half of the rainforest is located in Brazil. Tribes of people still live in some areas of the rainforest and



have little or no contact with the outside world. It is even thought that there are groups of people living here that have not even been discovered yet. The Amazon River is the second longest river in the world and runs for approximately 4000 miles. Unlike other rivers in the world, no bridges cross the river at any point.



The Andes are the world's longest mountain range and they stretch across many South American countries. The indigenous Incas built the ancient city of Machu Picchu in the Andes and millions of people climb to visit it each year.



Cape Horn is a headland that sits off the southern tip of South America where the Pacific and Atlantic oceans meet. It is believed to be the most treacherous sailing route on the planet. Angel Falls, in Venezuela, are the world's highest waterfalls and drop for 979 metres. They are named after Jimmie Angel, a US pilot, who was the first person ever to fly over the falls in the 1930s.

### Did You Know...?

Even though Portuguese is spoken by the most people in South America (it is the main language of Brazil), the most common language in South America is Spanish. This is due to the colonisation of many South American countries by Spain and Portugal in the 15<sup>th</sup> century.

Olá



## Glossary

**sovereign** – a country that governs and rules itself

**sparsely** – a very small amount

**colonisation** – to take over a country or its people

**indigenous** – the first people

**headland** – a narrow piece of rocky land that projects into the sea

# Questions

1. Order the seven continents from what you think is the largest to the smallest.


largest



smallest

Oceania  
Europe  
South America  
Asia  
North America  
Antarctica  
Africa

2. Why do you think Spanish is the most common language of South America? Explain your answer.

---



---



---

3. Which country is one of the 10 most sparsely populated countries in the world? Tick **one**.

- Brazil  
 Suriname  
 Venezuela  
 Portugal

4. Would you like to sail past Cape Horn? Explain your answer fully using evidence from the text.

---



---



---

5. In which country is most of the Amazon rainforest located? Tick **one**.

- Chile  
 Venezuela  
 Brazil  
 Argentina



6. What did the Incas build in the Andes?

---

7. Who are the Angel Falls name after?

---

8. If you were to visit South America, what two natural wonders would you like to see and why? Use evidence from the text to support your answer.

---

---

---

# Answers

1. Order the seven continents from what you think is the largest to the smallest.

Asia
Africa
North America
South America
Antarctica
Europe
Oceania

largest



smallest

Oceania  
Europe  
South America  
Asia  
North America  
Antarctica  
Africa

**Award the mark ONLY if South America has been put as the 4<sup>th</sup> largest continent.**

2. Why do you think Spanish is the most common language of South America? Explain your answer.

**Pupil's own response such as: I think Spanish is the most common language in South America because the text says many South American countries were colonised by Spain and Portugal in the 15<sup>th</sup> century, and as these countries speak Spanish, they would have brought their language to those South American countries.**

3. Which country is one of the 10 most sparsely populated countries in the world? Tick **one**

- Brazil  
 **Suriname**  
 Venezuela  
 Portugal

4. Would you like to sail past Cape Horn? Explain your answer fully using evidence from the text.

**Pupils own response that refers to the text, such as: I would not like to sail past Cape Horn because the text says it is thought to be the most treacherous sailing route on the planet, which means it is very dangerous, and I wouldn't like to put myself in danger like that.**

5. In which country is most of the Amazon rainforest located? Tick **one**

- Chile  
 Venezuela  
 **Brazil**  
 Argentina

6. What did the Incas build in the Andes?

**In Incas built Machu Picchu.**

7. Who are the Angel Falls name after?

**The Angel Falls are named after Jimmie Angel.**

8. If you were to visit South America, what two natural wonders would you like to see and why? Use evidence from the text to support your answer.

**Pupil's own response, such as: I would like to see the Amazon rainforest because I would like to see some different species of wildlife or even meet a new tribe of people. I would also like to see Machu Picchu because it is an ancient city which the indigenous people of South America built which would be fascinating to see.**

# Thursday 14th May 2020

## Handwriting:

Choose one sheet from the **Handwriting Pack** to complete and write each word three times in your neatest handwriting.

## Spelling:


This week's spelling words are **aggressive, curiosity, neighbour, temperature and criticise** It's time for another practice spelling test. Get someone at home to read each of the spellings words to you and write them down on a piece of paper. No peeking!

## Reading:


1. **Open The Inuit People Reading Booklet.** Look at the pages called **Word Meaning Questions and Summary Questions.** Use the text to help you answer the questions. Remember to ask yourself if your answer makes sense!
2. Read one section of the text aloud. Are you a professional, world class or legendary reader? How can you improve?

FLUENCY CHECK	
<u>Fluency Status</u>	<u>Description</u>
Legendary	Smooth and accurate. Consistently pause for all full stops and commas. Appropriate expression which reflects the feelings, events and ideas of characters.
World Class	Smooth and accurate. Consistently pause for all full stops and commas.
Professional	Accurate - Most words correct

Fluency Check  
My partner thinks my reading is \_\_\_\_\_



**professional  
world class  
legendary**



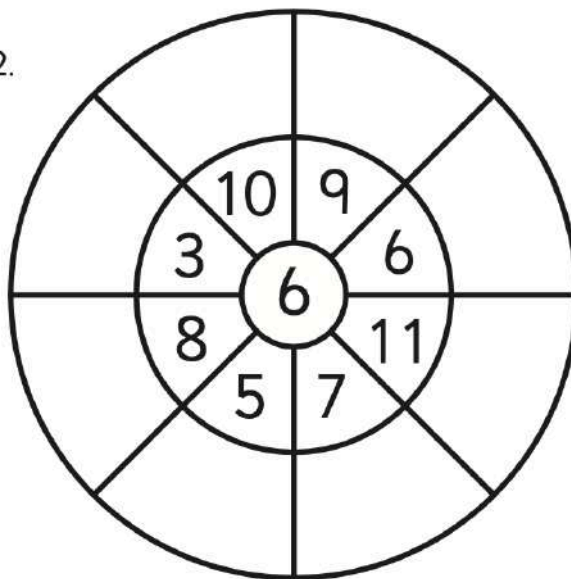
## Maths:

1. Practise your 6 times tables out loud with someone at home and complete the multiplication wheel.

$1 \times 6 = 6$
$2 \times 6 = 12$
$3 \times 6 = 18$
$4 \times 6 = 24$
$5 \times 6 = 30$
$6 \times 6 = 36$

$7 \times 6 = 42$
$8 \times 6 = 48$
$9 \times 6 = 54$
$10 \times 6 = 60$
$11 \times 6 = 66$
$12 \times 6 = 72$

2.



2. Complete the addition and subtraction questions on the next page and mark your answers. Use **mathematical vocabulary** as you talk through the process out loud to help you.

**Make sure you read the question properly so you do the correct calculation !**



1.  $3935 + 5711 =$

2.  $9983 - 5544 =$

3.  $8376 - 6246 =$

4.  $5383 + 4359 =$

5.  $2116 + 1222 =$

6.  $7166 - 1934 =$

7.  $8207 - 7761 =$

8.  $9913 + 1072 =$

9.  $3575 + 7049 =$

10.  $9584 - 8758 =$

**Answers:**

1) 9646 2) 4439 3) 2130 4) 9742 5) 3338 6) 5232 7) 446 8) 10985 9) 10624 10) 826

**Challenge:**

1

$$\begin{array}{r} 2\_32 \\ + 31\_ \\ \hline \_28\_ \\ \hline \end{array}$$

2

$$\begin{array}{r} 96\_ \\ + 6\_80 \\ \hline \_ \_ 197 \\ \hline \end{array}$$

3

$$\begin{array}{r} 25\_7 \\ + \_39\_ \\ \hline 7\_65 \\ \hline \end{array}$$

4

$$\begin{array}{r} 8\_2\_ \\ + \_060 \\ \hline \_08\_1 \\ \hline \end{array}$$

**Answers:**


1)  $2132 + 3152 = 5284.$   
3)  $2567 + 5398 = 7965$

2)  $9617 + 6580 = 16\ 197$   
4)  $8821 + 2060 = 10\ 881$

## Afternoon activity:



1. The Queen gave a special speech last week to celebrate the 75<sup>th</sup> anniversary of VE Day. What do you know about VE Day? Read the information and answer the questions on the next page.
2. You may also want to colour in the picture below.



**Well done! You have completed today's homework!**

# VE Day

On Monday 7<sup>th</sup> May 1945 at 2:41 a.m., German General Jodl signed the unconditional surrender document that ended the Second World War in Europe. VE Day is the historic day that marks this important event. Short for 'Victory in Europe Day', the first VE Day was held on 8<sup>th</sup> May 1945, the day after Germany surrendered to the Allied forces. Winston Churchill, the Prime Minister for Britain, declared the day a national holiday. 2020 is the 75<sup>th</sup> anniversary of the first VE Day, an important event in the history of the Second World War.

## What Happened on the First VE Day?

Winston Churchill officially announced the end of the war over the wireless, an old-fashioned type of radio, at 3 p.m. Millions of people were waiting for the fighting to stop and there were many celebrations. People held street parties across Britain where they shared food and danced in the streets. Bells rang out from churches across the country and around 20,000 people gathered at Buckingham Palace, waiting to catch a glimpse of the King. Lots of people were dressed in red, white and blue. King George VI and his daughters, Princess Elizabeth and Princess Margaret, came out on the balcony to greet the crowds. The Princesses were allowed to secretly leave the Palace and celebrate with the people outside. Princess Elizabeth, now the current Queen, often says that VE Day 1945 was one of the "most memorable days of her life."



## How Do People Celebrate VE Day?

VE Day is an important celebration. It is a day where we take the opportunity to remember the people that sacrificed their lives or were badly injured during the war. It is also a chance for us to celebrate the day that brought peace to Europe after a long and difficult six-year conflict. All over the country, people hang up red, white and blue bunting and hold street parties and parades to mark the event. To mark the 75<sup>th</sup> anniversary, town criers around the country and further afield will unite in a special announcement called 'A Cry for Peace Around the World'. VE Day is recognised and celebrated in other countries, including Belgium and France, with church services, processions and parties.




### What Happened after VE Day?

Although VE Day meant peace in Europe, it was not the end of the war around the world. Many people were still sent to fight in Japan, where the conflict continued until August. The day Japan surrendered is marked by VJ Day, short for 'Victory in Japan'. It is celebrated on 15<sup>th</sup> August in the UK. Even after the war, life continued to be a struggle in Britain. Many people were deeply affected by the terrible loss of life. The war was also very expensive so the country had to rebuild and recover slowly.

### What Can You Do This VE Day?

There are lots of things you can do to celebrate VE Day while at home with your family. Decorate your house with Britain-themed bunting and flags – don't forget to use red, white and blue! Or, try to plan a VE Day party using the foods people would have had available after the war. It might be harder than you think!



# Questions

1. Who signed the unconditional surrender? Tick one.

- Winston Churchill
- King George VI
- General Jodl
- Queen Elizabeth II

2. Where did approximately 20,000 people gather on the first VE Day? Tick one.

- Big Ben
- Buckingham Palace
- Kensington Palace
- Houses of Parliament

3. Look at the first section of the text. Find and copy a word which means **gave up**.

---

4. Why do you think VE Day 1945 was one of the most memorable days of the Queen's life?

---

5. What special announcement will be heard to mark the 75<sup>th</sup> anniversary of VE Day?

---

6. Why do you think it **might be harder than you think** to plan a party using only foods available after the Second World War?

---

---

7. Compare the sections titled **What Happened on the First VE Day?** and **How Do People Celebrate VE Day?**. How are the celebrations similar and how are they different?

---

---



8. Summarise what life was like right after the first VE Day.

---

---

# Answers

1. Who signed the unconditional surrender? Tick one.

- Winston Churchill
- King George VI
- General Jodl**
- Queen Elizabeth II

2. Where did approximately 20,000 people gather on the first VE Day? Tick one.

- Big Ben
- Buckingham Palace**
- Kensington Palace
- Houses of Parliament

3. Look at the first section of the text. Find and copy a word which means **gave up**.

**surrendered**

4. Why do you think VE Day 1945 was one of the most memorable days of the Queen's life?

**It was memorable because she got to leave the Palace and secretly celebrate with the people, which she would have not been able to do very often as she was so famous.**

5. What special announcement will be heard to mark the 75<sup>th</sup> anniversary of VE Day?

**Town criers will take part in a special cry called, 'A Cry For Peace Around the World.'**

6. Why do you think it **might be harder than you think** to plan a party using only foods available after the Second World War?

**Pupils' own responses, such as: It might be hard because people might not have had all the foods we have today available. There may have been shortages after the war.**

7. Compare the sections titled **What Happened on the First VE Day?** and **How Do People Celebrate VE Day?**. How are the celebrations similar and how are they different?

**Pupils' own responses, such as: The celebrations are similar because people still hang up bunting and have parties and food to celebrate. They are different because it is not a national holiday anymore and people don't usually dance in the street on VE Day anymore and church bells don't always ring. The Queen also doesn't join in with people's parties.**

8. Summarise what life was like right after the first VE Day.

**Pupils' own responses, such as: Life was hard right after the first VE Day because a lot of money had been spent during the Second World War and people were very upset that so many people had died. Some soldiers were still fighting in Japan until a few months later.**

Friday 8th May 2020

## Handwriting:

Choose one sheet from the **Handwriting Pack** to complete and write each word three times in your neatest handwriting.

## Spelling:

It's spelling test day! Get someone at home to read each of the spelling words to you and write them down on a piece of paper. If you have got 5/5 give yourself a disco cheer!

## Writing:

We're going to do some writing today. When you write, remember to use capital letters and full stops. You should also use **commas**, **apostrophes**, **semicolons**, **colons**, **question marks**, **exclamation marks** and **brackets** where you can. Remember to use **ambitious vocabulary** wherever you can.

You can choose one writing activity from the list:

1. Create an informative and colourful **poster** about the life of the Inuit People. What are inuits? What do they do? Where do they live? How is their life different to your own?
2. Write a **diary entry** pretending you've visited an Inuit family. What did you see? What did you hear? What did you feel? What did you do? What did you eat?
3. Write an **interview** pretending you've spoken to someone from the Inuit community. Think about the questions your friends would like to know about their lives and write these down. Then, using your expert knowledge, write down answers to these questions.

Please email me a photo of your writing if you can!

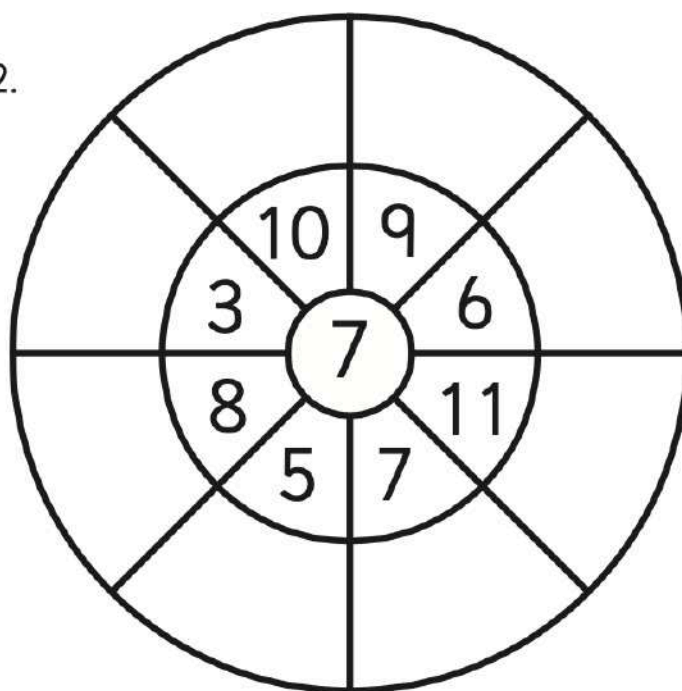
## Maths:

1. Practise your 7 times tables with someone at home and complete the times table wheel.

$1 \times 7 = 7$
$2 \times 7 = 14$
$3 \times 7 = 21$
$4 \times 7 = 28$
$5 \times 7 = 35$
$6 \times 7 = 42$

$7 \times 7 = 49$
$8 \times 7 = 56$
$9 \times 7 = 63$
$10 \times 7 = 70$
$11 \times 7 = 77$
$12 \times 7 = 84$

2.



2. Complete the multiplication word problems **on the next page** and mark your answers. Use **mathematical vocabulary** as you talk through the process out loud to help you.

**Tip: highlight the key words and numbers so you know what you must do to find the answer.**

1. There are 15 biscuits in a packet. A shop orders 156 packets. How many biscuits will be in the 156 packets?
2. A school buys 172 boxes of pencils. Each box has 12 pencils. How many pencils has the school bought?
3. A wholesaler sells apples for 17p each. A grocer buys 197 apples. How much will they cost?
4. It takes 18 minutes to make a toy car. How many minutes will it take to make 205 cars?
5. A machine makes 16 dice in a minute. A working day is 264 minutes. How many dice are made in 264 minutes?
6. A cinema has 21 screens. Each screen has 297 seats. How many seats are there in the cinema?
7. Eggs are sold in trays of 24. In a week, a farmer sells 372 trays. How many eggs does he sell in one week?
8. A bag of nails contains 613 nails. A hardware store has 23 bags. How many nails are in the 23 bags?
9. There are 27 children in a class. Each child pays £7.49 for a school trip. How much do they pay altogether?
10. A football club has an average attendance of 859 people to each match. What is the total attendance for the 29 matches played in a season?

**Answers:**

- |                   |            |                |           |
|-------------------|------------|----------------|-----------|
| 1) 2340           | 2) 2064    | 3) 3349 £33.49 | 4) 3690   |
| 5) 4224           | 6) 6237    | 7) 8928        | 8) 14 099 |
| 9) 20 223 £202.23 | 10) 24 911 |                |           |



## Afternoon activity:

1. It's time to stand up and get active! You should go for a walk (if you can and it's safe), do some exercise in your house or do some yoga. Here are some yoga poses you might want to try!

### Elephant Pose



- Benefits**  
Stretches legs and back, relieves stress and calms the mind.
- 1 Bend at the hips.
  - 2 Let arms hang low then clasp fingers together.
  - 3 Swing arms from side to side like a trunk. Swing whole body from side to side to walk like an elephant.

### Rainbow Pose



- Benefits**  
Stretches arms, abdominals, spine and chest; calms the mind.
- 1 Start on your knees. Raise both hands over your head.
  - 2 Drop one hand by your side, exhale and arch your arm over your body.
  - 3 Hold this position.
  - 4 As you bring your dropped arm back over your head, straighten your body.
  - 5 Repeat on other side.

### Tree Pose

#### Vrikasana



- Benefits**  
Improves balance, strengthens thighs, calves and ankles, stretches legs and chest, develops concentration.
- 1 Begin in mountain pose. (Feet shoulder-width apart, hands at your sides.)
  - 2 Lift your right foot, turning your knee out; place your foot on your leg wherever feels comfortable.
  - 3 Press your hands together.
  - 4 Raise your arms over head and look up to your hands if possible.
  - 5 Return hands to your chest and lower your right leg.
  - 6 Repeat with left leg.

### Chair Pose

#### Utkatasana



- Benefits**  
Strengthens legs, stretches shoulders and chest.
- 1 Start in mountain pose. (Standing with your feet shoulder width apart and arms by your side.)
  - 2 Exhale, and bend your knees as if you were sitting in a chair.
  - 3 Reach your arms towards the ceiling with your palms facing each other.
  - 4 Hold this pose and breathe.

### Cobra Pose

#### Bhujangasana



- Benefits**  
Strengthens spine, backs of arms and legs; stretches shoulders, chest and belly, improves posture, helps relieve stress.
- 1 Begin by lying on your tummy.
  - 2 While exhaling, lift your head and upper torso off the floor.
  - 3 Gaze forward or slightly upward.
  - 4 Hold this position, then release.

### Butterfly Pose

#### Baddha Konasana



- Benefits**  
Calms the body and mind, helps relieve stress, headaches and fatigue
- 1 Begin by sitting with the soles of your feet together.
  - 2 Wrap your hands around your feet, keep your back straight.
  - 3 Gently bounce your knees to flap your butterfly wings.

**Well done! You have completed this week's homework!**